


CAIRO

INTERNATIONAL TMJ WORKSHOP 2025

 **TOLIP HOTEL & SPA EL NARGES,**
NEW CAIRO, EGYPT

 **28-30 SEPTEMBER 2025**

**LECTURES, HANDS ON,
LIVE SURGERY !!**

CAIRO TMJ ACADEMY

Course Chairman

Course Director

Abdelfattah Sadakah

Ahmed Abdelrehem

INTERNATIONAL HONORED FACULTY

Dania Tamimi



Rafael Martín-Granizo



Nehal Patel



**Mohammed
Al Muharraqi**



Tofiq Bohra



Reem Hossameldin



Sigi Lopez



EAOMS FACULTY

Khaled Barakat



Hossam Barghash



Ayman Hegab



Diaa Elsaied



Samir Elborolosey



Mohamed Fayad



Moustafa Elnour



Mohammed Elkhoully



Sherif Samy



Ahmed Abdelrehem



CONTACTS:

Ahmed Abdelrehem

cmf.abdelrehem@gmail.com

+201271479017

Samir Ali Elborolosey

dr.samir.elbrolose@dent.bsu.edu.eg

+201275872173

Mostafa Elnour

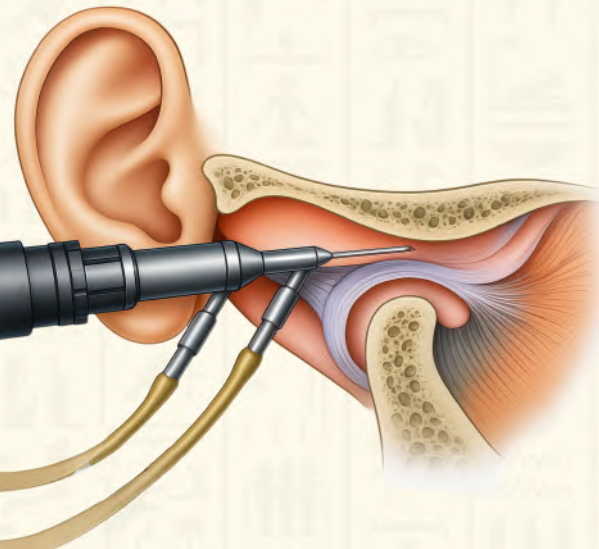
Mostafa.Elnour@gmail.com

+201094831956

Mohammed Elkhoully

Mohammed.s.Elkhoully@minia.edu.eg


+20 100 2318399



27 CME HOURS
ACCREDITED
BY THE AMERICAN ASSOCIATION
OF CONTINUING MEDICAL EDUCATION
A A C M E



Day 1 – SCIENTIFIC LECTURES

 07:30–08:30

REGISTRATION & WELCOME COFFEE


ORGANIZING COMMITTEE

 08:30–08:40 **Welcoming & Introduction**
ABDELFATTAH SADAKAH

 08:40–08:45 **Course Overview & Learning Objectives**
AHMED ABDELREHEM

SESSION I: **UNDERSTANDING THE JOINT**


CHAIRPERSON: *ABDELFATTAH SADAKAH, RAFAEL MARTÍN-GRANIZO, REEM HOSSAMELDIN*


 08:45–09:00 **Pathophysiology & functional anatomy of TMJ**
ABDELFATTAH SADAKAH


 09:00–09:20 **Crash Course in TMJ Anatomy to Appreciate its Pathologies**
MOHAMMED AL MUHARRAQI

 09:20–09:35 **Gross and Arthroscopic Applied Anatomy of TMJ**
REEM HOSSAMELDIN

 09:35–09:50 **TMJ biomechanics in relation to TMD**
HOSSAM BARGHASH

 09:50–10:10 **TMJ Arthroscopy – Biomechanics, Rationale & Concepts**
TOFIQ BOHRA

 10:10–10:25 **TMD Pain: better understanding for better management**
HOSSAM BARGHASH

 10:25–10:35 **DISCUSSION**

 10:35–11:00 **COFFEE BREAK** 



SESSION II: TMJ CLASSIFICATIONS & DIAGNOSIS

CHAIRPERSON: *MOHAMMED AL MUHARRAQI, TOFIQ BOHRA, SIGI LOPEZ*

- 🕒 11:00–11:20 **A novel classification of TMJ internal derangement**
AYMAN HEGAB
- 🕒 11:20–11:50 **Review and correlation of arthroscopic findings and Wilkes classifications**
RAFAEL MARTÍN-GRANIZO
- 🕒 11:50–12:05 **TMJ MRI: When to order & How to Read**
REEM HOSSAMELDIN
- 🕒 12:05–12:20 **Unlocking TMJ Clarity: The Role of MRI in Precision Treatment Planning**
AHMED ABDELREHEM

SESSION III: TMJ ARTHROSCOPY, LEVELS, AND TECHNIQUES

CHAIRPERSON: *RAFAEL MARTÍN-GRANIZO, TOFIQ BOHRA, AHMED ABDELREHEM*

- 🕒 12:20–12:35 **Does TMJ arthroscopy represent a vital technique for TMD treatment?**
KHALED BARAKAT
- 🕒 12:35–13:05 **Arthroscopic PRP and HA**
RAFAEL MARTÍN-GRANIZO
- 🕒 13:05–13:15 **DISCUSSION**
- 🕒 13:15–14:00 **LUNCH BREAK**

Day 1 – SCIENTIFIC LECTURES



CHAIRPERSON: *RAFAEL MARTÍN-GRANIZO, TOFIQ BOHRA, AHMED ABDELREHEM*

-  14:00–14:20 **TMJ Arthroscopy - Instrumentation, Surgical Demonstration, Level ,1,2,3**

TOFIQ BOHRA
-  14:20–14:40 **The application of different tools available to perform level 3 arthroscopy**

SIGI LOPEZ
-  14:40–14:55 **Does Arthroscopy Level Matter? A Comparative RCT in TMJ Internal Derangement Management**

MOHAMED FAYAD

SESSION IV: **ARTHROSCOPIC DISCOPEXY**

CHAIRPERSON: *ABDELFATTAH SADAKAH, REEM HOSSAMELDIN, SIGI LOPEZ*

-  14:55–15:25 **Proportional arthroscopic discopexy**

RAFAEL MARTÍN-GRANIZO
-  15:25–15:40 **Evolution of Arthroscopic Disc Repositioning Surgeries**

REEM HOSSAMELDIN
-  15:40–16:00 **Distinct types of Arthroscopic Discopexy techniques: pros and cons**

SIGI LOPEZ
-  16:00–16:15 **Arthroscopic disc repositioning and suturing: updates and modifications**

AHMED ABDELREHEM
-  16:15–16:30 **Refining TMJ disc release: the power of radiofrequency ablation**


DIAA ELSAIED
-  16:30–16:40 **Complications in TMJ Arthroscopy**

TOFIQ BOHRA
-  16:40–16:50 **DISCUSSION**
-  16:50–17:20 **COFFEE BREAK** 

LIMITED ATTENDANCE HANDS-ON WORKSHOP.

This includes training the attendee on REAL MODELS, on the different skills of arthroscopy of the temporomandibular joint. Each group will comprise 5 TMJ workshop stations with two participants per simulator head Under an international faculty supervision.


2 Groups

 08:00 – 12:00 **HANDS-ON I (GROUP A): TMJ ARTHROSCOPY SIMULATION LAB (SIMULATOR MODELS) – INTERNATIONAL FACULTY SUPERVISION**

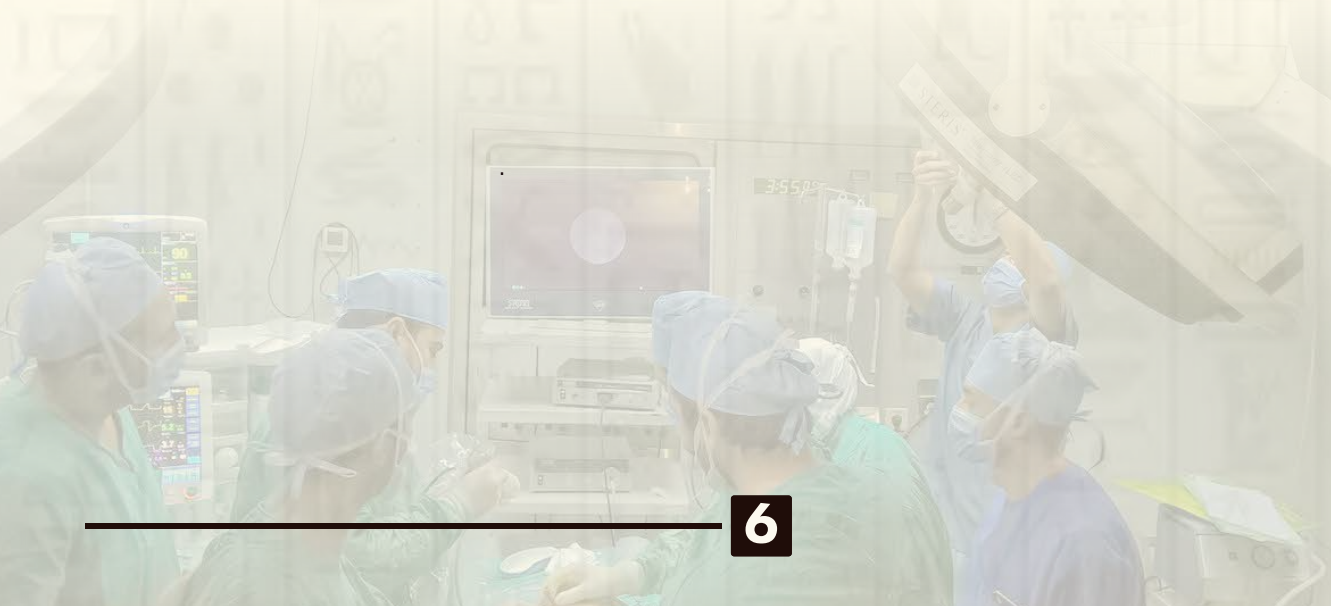
- Equipment Overview: Arthroscopes, Cannulas & Instruments – Technical Specialist
- Cannula Insertion, Disc Work – Lab Instructors
- Levels 1, 2, 3 practice
- One to One MRI Interpretation workshop



 12:00 – 13:00 **COFFEE BREAK** 


 13:00 – 17:00 **HANDS-ON II (GROUP B): TMJ ARTHROSCOPY SIMULATION LAB (SIMULATOR MODELS) – INTERNATIONAL FACULTY SUPERVISION**

- Equipment Overview: Arthroscopes, Cannulas & Instruments – Technical Specialist
- Cannula Insertion, Disc Work – Lab Instructors
- Levels 1, 2, 3 practice
- One to One MRI Interpretation workshop




Day 3 – PRESIDENTIAL LECTURE & LIVE SURGERY

In this day, three presidential lectures will be given by the world renowned TMJ arthroscopy experts; **PROF. NEHAL PATEL & PROF. MOHAMMED AL MUHARRAQI**, followed by live surgery transmission. Finally, the day will be concluded with Crash Course on TMJ Diagnostics by **DR. DANIA TAMIMI**

 08:30–09:00


Demystifying TMJ Arthroscopy: Evidence-Based Insights and Advance Arthroscopic Findings.

NEHAL PATEL

 09:00–09:30


Total TMJ Replacement, Salvage Surgery and Emerging Technologies in Replacement Systems

MOHAMMED AL MUHARRAQI

 09:30 – 10:00


Single-Stage Correction of Facial Deformities: Simultaneous Orthognathic Surgery and Total TMJ Replacement Using Virtual Surgical Planning.

NEHAL PATEL

 10:00–10:30


Preoperative Briefing & Case Review

SURGICAL TEAM

 10:30 – 12:00

Live Surgery I: Diagnostic & Operative TMJ Arthroscopy

SURGICAL TEAM

 12:00–12:30

COFFEE BREAK 

Day 3 – PRESIDENTIAL LECTURE & LIVE SURGERY



🕒 12:30–13:00

Preoperative Briefing & Case Review

SURGICAL TEAM

🕒 13:00–15:00

Live Surgery II: Diagnostic & Operative TMJ Arthroscopy

SURGICAL TEAM

🕒 15:00–15:30

Postoperative Review & Video Debriefing

FACULTY PANEL

🕒 15:30–16:00

COFFEE BREAK



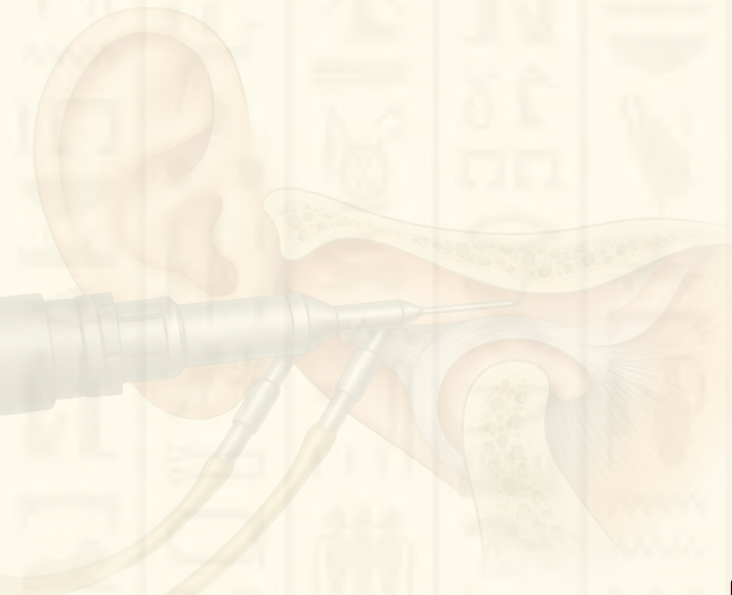
🕒 16:00 –17:00

Crash Course on TMJ Diagnostics

DANIA TAMIMI

🕒 17:00–17:30

FEEDBACK, ASSESSMENT & CERTIFICATE DISTRIBUTION **ORGANIZING COMMITTEE**



SPONSORS



THANKS FOR 
GOLDEN SPONSOR 

KLS martin
GROUP

SUCCESS PARTNERS



powered by

